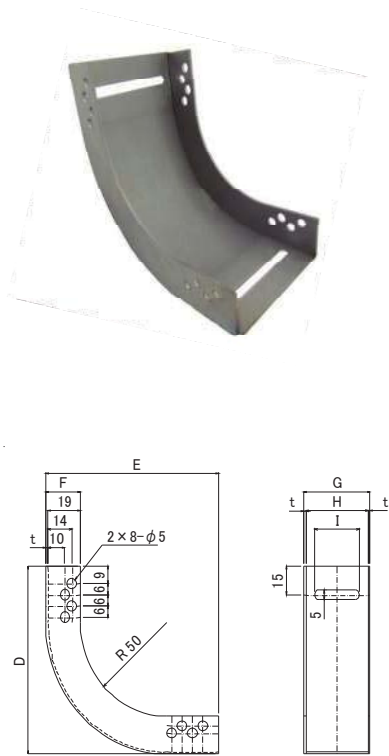
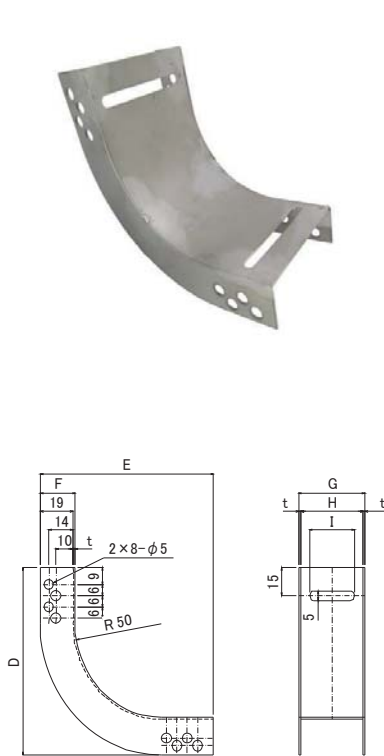


パンチングエルボ リベットタイプ

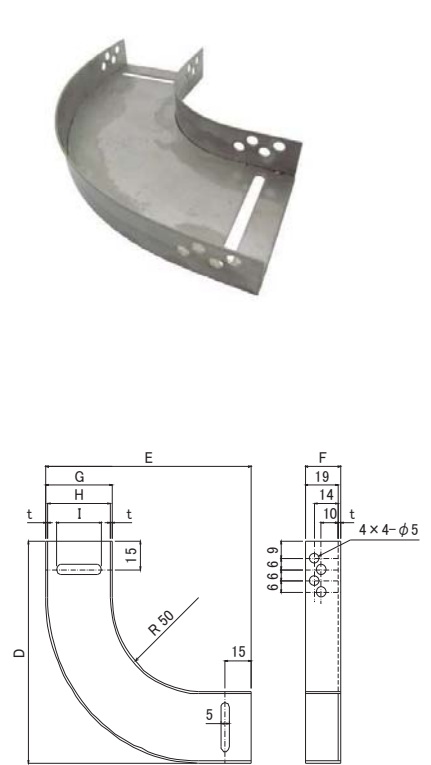
A型



B型



C型



	型 式	t (mm)	D (mm)	E (mm)	F (mm)	G (mm)	H (mm)	I (mm)
鉄	L-35-A-R	1.6	100.6	100.6	20.6	39.2	36	26
	L-35-B-R	1.6	100.6	100.6	20.6	39.2	36	26
	L-35-C-R	1.6	119.2	119.2	20.6	39.2	36	26
	L-60-A-R	1.6	100.6	100.6	20.6	64.2	61	52
	L-60-B-R	1.6	100.6	100.6	20.6	64.2	61	52
	L-60-C-R	1.6	144.2	144.2	20.6	64.2	61	52
	L-100-A-R	1.6	100.6	100.6	20.6	104.2	101	92
	L-100-B-R	1.6	100.6	100.6	20.6	104.2	101	92
	L-100-C-R	1.6	184.2	184.2	20.6	104.2	101	92
	L-150-A-R	1.6	100.6	100.6	20.6	154.2	151	92
	L-150-B-R	1.6	100.6	100.6	20.6	154.2	151	92
L-150-C-R	1.6	234.2	234.2	20.6	154.2	151	92	
ステンレス	L-35-A-S-R	1.2	100.2	100.2	20.2	38.4	36	26
	L-35-B-S-R	1.2	100.2	100.2	20.2	38.4	36	26
	L-35-C-S-R	1.2	118.4	118.4	20.2	38.4	36	26
	L-60-A-S-R	1.2	100.2	100.2	20.2	63.4	61	52
	L-60-B-S-R	1.2	100.2	100.2	20.2	63.4	61	52
	L-60-C-S-R	1.2	143.4	143.4	20.2	63.4	61	52
	L-100-A-S-R	1.2	100.2	100.2	20.2	103.4	101	92
	L-100-B-S-R	1.2	100.2	100.2	20.2	103.4	101	92
	L-100-C-S-R	1.2	183.4	183.4	20.2	103.4	101	92
	L-150-A-S-R	1.2	100.2	100.2	20.2	153.4	151	92
	L-150-B-S-R	1.2	100.2	100.2	20.2	153.4	151	92
L-150-C-S-R	1.2	233.4	233.4	20.2	153.4	151	92	